

BOATS AFLOAT SHOW 2025

Discounted Parking Instructions



P5538

❖ Scan QR code on posted sign or Text P5538 to 504504



❖ Enter your phone number and click “continue”.



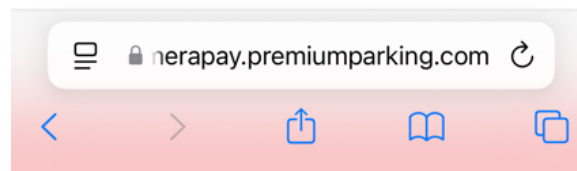
Enter Phone Number

To get notified when time expires and extend remotely

A text input field containing the phone number "2067555710". The field is highlighted with a red oval.

CONTINUE

[Continue as a Guest](#)



❖ Enter verification code and click “Verify”.

3:52

PREMIUM CameraPay®

Verify Your Phone Number

Enter the 4 digit verification code in the SMS sent to 2067555710

0438

VERIFY

[Resend Code in 0:15](#) [Edit phone number](#)

nerapay.premiumparking.com

❖ Tap on the camera icon or type in license plate and state

The screenshot shows the PREMIUM CameraPay app interface. At the top, the status bar displays the time 3:53, signal strength, Wi-Fi, and 75% battery. Below the status bar is a red header with the text "PREMIUM CameraPay®". The main content area features a simulated license plate for Washington with the number "ABZ999". Below the license plate, there are two input fields: "Number" and "State". The "Number" field contains "ABZ999" and a camera icon, and the "State" field contains "WA" and a dropdown arrow. A red oval highlights both input fields. Below the input fields is a red "CONTINUE" button. At the bottom of the input section is a link that says "Back to Saved Vehicles". The bottom of the screenshot shows a "Purchase Details" section with the text "Location P5538" and an edit icon. At the very bottom is a mobile browser address bar showing "nerapay.premiumparking.com" and standard navigation icons.

3:53

PREMIUM CameraPay®

WASHINGTON
ABZ999

Number State

ABZ999 WA

CONTINUE

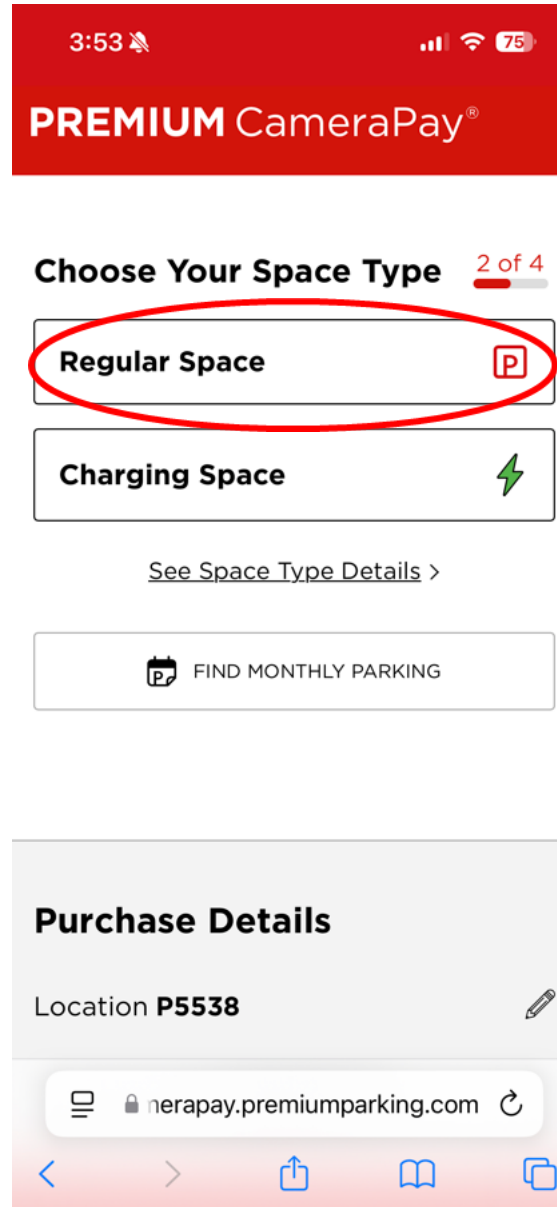
[Back to Saved Vehicles](#)

Purchase Details

Location P5538

nerapay.premiumparking.com

❖ Select “Regular Space”



❖ Select “BAS2025” from the list of rates.

The screenshot shows a mobile application interface for premium parking rates. At the top, there is a red header with the text "PREMIUM CameraPay®". Below this, a list of parking rates is displayed, each in a white box with a black border. The rates are as follows:

- 3 Days \$72.00 (expires 13 april at 3:28PM)
- 4 Days \$96.00 (expires 14 april at 3:28PM)
- 5 Days \$120.00 (expires 15 april at 3:28PM)
- 6 Days \$144.00 (expires 16 april at 3:28PM)
- 7 Days \$168.00 (expires 17 april at 3:28PM)
- BAS2025** (expires tomorrow at 3:28AM) - This rate is circled in red.

Below the list, there is a section titled "ARGOSY & MOHAI SPECIAL" with a single rate:

- ARGOSY/MOHAI \$13.5 (expires tomorrow at 1:33AM)

At the bottom of the screen, a browser address bar shows the URL "nerapay.premiumparking.com" and standard mobile navigation icons.

Click on "CONTINUE"



Choose Duration

3 of 4

[Back](#)

BAS2025
Ends: Tomorrow at 3:28AM

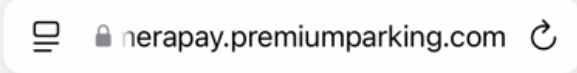
Total **\$23.50**


CONTINUE

[Promo Code](#)

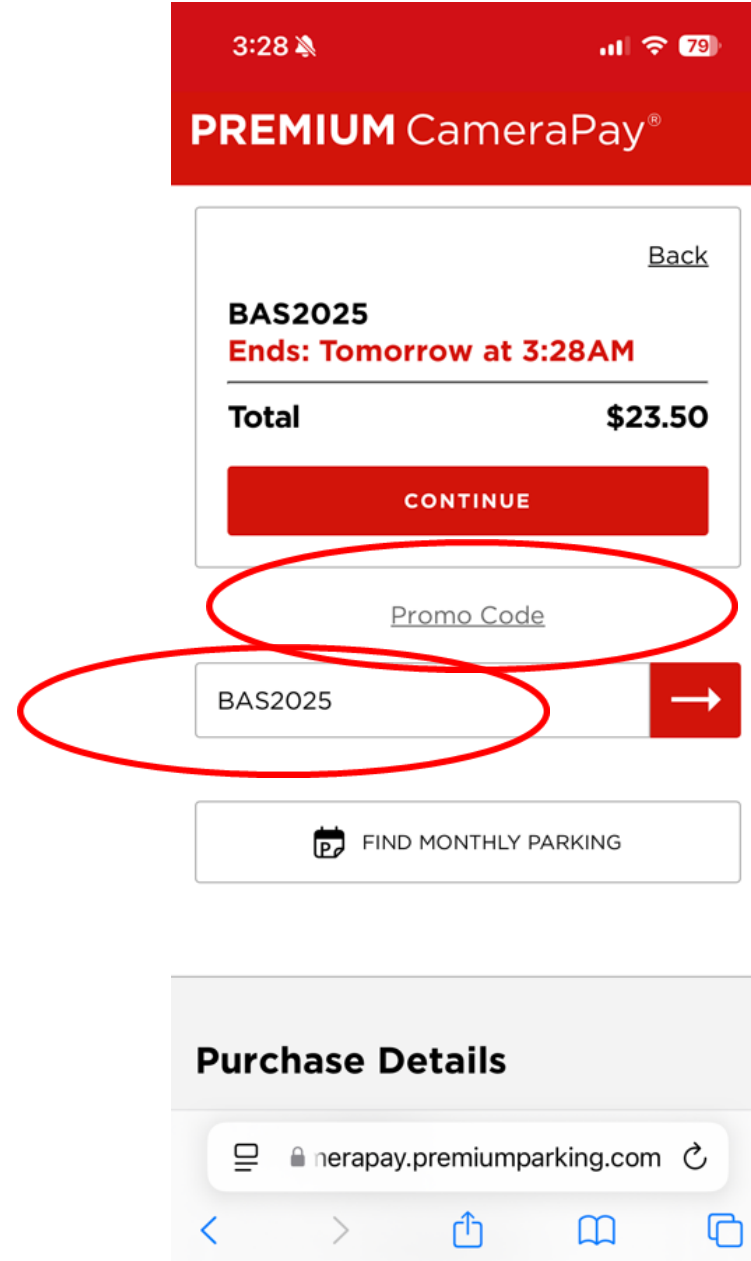
 FIND MONTHLY PARKING

Purchase Details

 nerapay.premiumparking.com



Click on “Promo Code”. Enter “BAS2025”



Click on "Red Arrow"



[Back](#)

BAS2025
Ends: Tomorrow at 3:28AM

Total **\$23.50**

CONTINUE

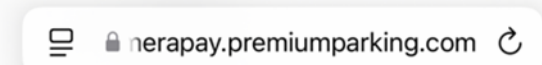
A white rectangular box containing a 'Back' link in the top right. Below it, the promo code 'BAS2025' is displayed in bold, followed by its expiration 'Ends: Tomorrow at 3:28AM' in red. A horizontal line separates this from the 'Total' amount of '\$23.50'. At the bottom is a red button with the word 'CONTINUE' in white.

[Promo Code](#)

BAS2025 

A white input field containing the text 'BAS2025'. To its right is a red button with a white right-pointing arrow. The entire input field and button are circled in red.

Purchase Details

nerapay.premiumparking.com

A mobile browser address bar showing the URL 'nerapay.premiumparking.com' with a lock icon on the left and a refresh icon on the right.

Select "Payment method"

The screenshot shows the CameraPay mobile app interface. At the top, the status bar displays the time 3:29, signal strength, Wi-Fi, and battery at 79%. The app header is red with the text "PREMIUM CameraPay®". Below the header, the license plate number "ABC1/WA" is visible. A payment summary table is shown with the following items:

Rate	\$18.42
Tax	\$4.58
Service Fee	\$0.50
Discount (PROMO CODE BAS2025)	-\$9.50
Total	\$14.00

Below the summary, a message states: "If you would like to apply a different promotion code, remove the current one first." A text input field contains the promo code "BAS2025", with a green button showing "\$9.5 Off" and a red button with a white "X" to remove it.

Below the promo code, there is a security notice: "By paying, you've read and agree to Premium Parking's [Terms of Purchase](#) and [Parking Instructions](#)". To the right of this notice is a "Secure SSL Encryption" icon.

At the bottom of the payment section, there are two buttons: a green button labeled "Pay with ▶ link" and a black button labeled "PAY WITH CARD". A red oval highlights both buttons.

The bottom of the screenshot shows a browser address bar with the URL "nerapay.premiumparking.com" and standard mobile browser navigation icons.

❖ Fill in card/payment information.



If you would like to apply a different promotion code, remove the current one first.

BAS2025 \$9.5 Off ✕

Credit Card Number *

1234 1234 1234 1234 Autofill link

Exp. Date *

MM / YY

CVC *

CVC

Billing Zip Code *

PAY \$14.00

By tapping PAY \$14.00, you've read and agree to Premium Parking's [Terms of Purchase](#) and [Parking Instructions](#)



❖ Once you've submitted payment and the transaction is completed, a confirmation is sent to your text or email, you're now done with the process.

THANK YOU!